

## IDL

On a laptop...

Go to internet. Type in 'idl'



Select

[IDL: Literacy Software, Numeracy Software and Dyscalculia ...](#)

IDL uses sight, sound, touch, and voice to improve literacy and mathematical ability. Links are made between the visual, auditory and tactile pathways.

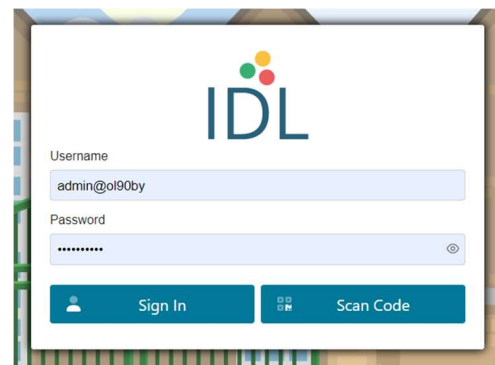
[IDL](#)

Welcome to the new version of IDL, to return to the old version click ...

**Username** is your child's first name and first letter of their surname i.e. **Sabeeh Sikandar@** school's postcode


SabeehS@ol90by

Password is your child's name with a capital letter.



On an ipad or tablet

Go to the app store



Search for IDL 2



Download the app.

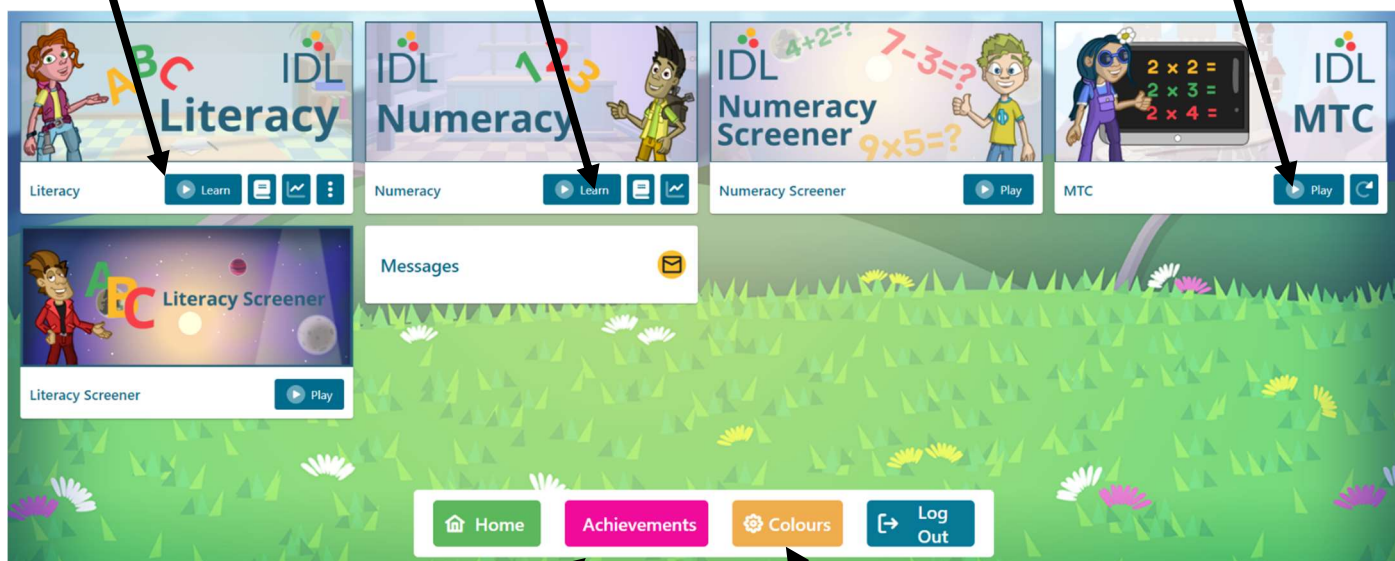


Please note: If you have an old ipad it will not let you download the app. Please let your class teacher know. You can also use 'Safari' and go to the website on your tablet.

Click for English

Click for Maths

Click for times tables




Shows achievements

Click here to change colour of text and background.

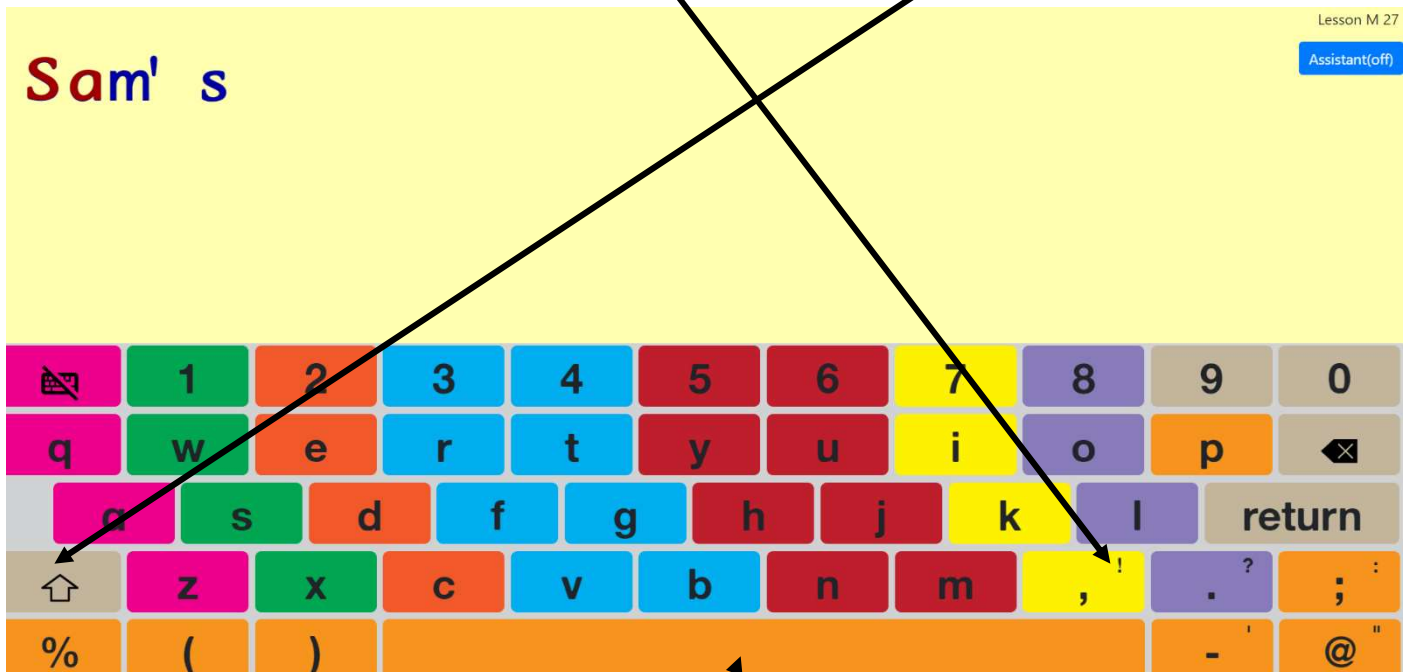
Click on the lesson.



Click to start.




Copy the text you can see. It will change colour as you type. Click 'shift' if you need a capital letter or the symbol at the top of the key.

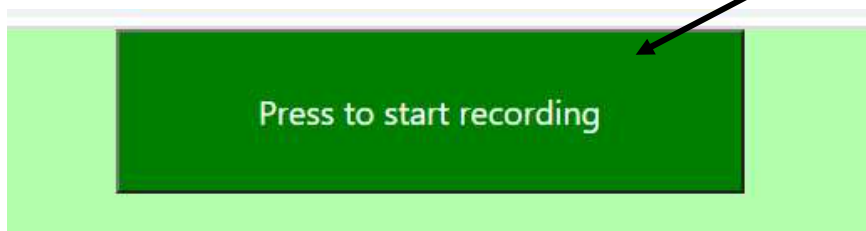


After typing the word press the 'space bar'.

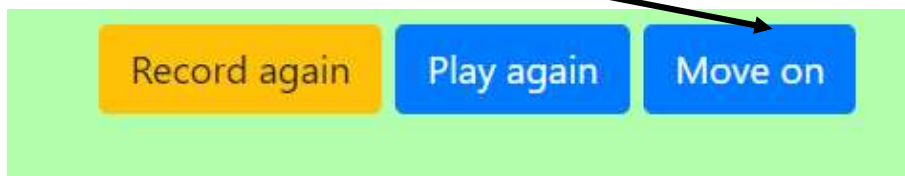
The word will appear again with some letters missing. Write the word again.



When you have finished copying read your sentence and record it.

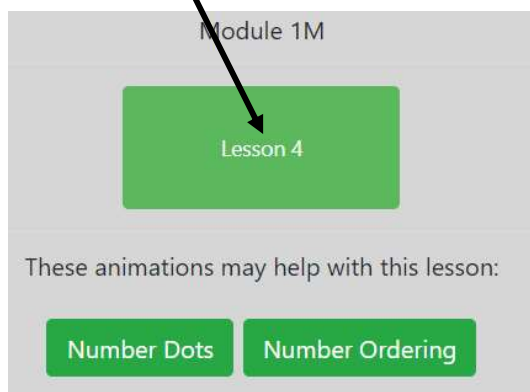


Then listen and move on to the next lesson.



## Maths

Click on the lesson.



Repeats the question.

Resets the screen. Press this if you get the question wrong.

Simplify question if you are really stuck.

1 hour for Maths and English each week. 15 minutes everyday or 30 minutes 2 times a week.